

STUDY LINK
6•4

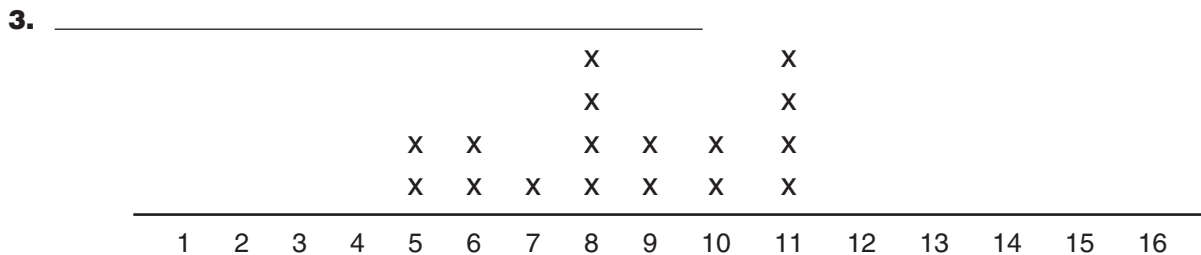
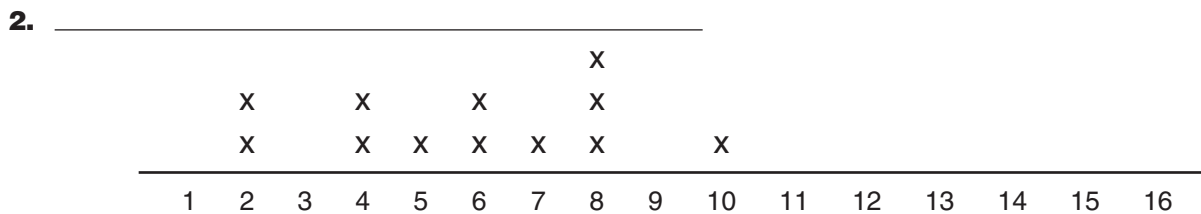
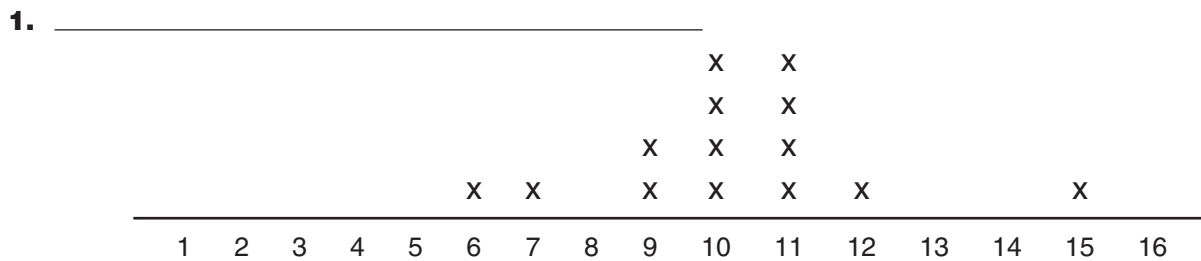
How Much Do Students Spend?



A fifth-grade class collected data about class spending per month on various items. Below are some of the results.

- ◆ A median amount of \$6 per month was spent for books and magazines.
- ◆ A median amount of \$10 per month was spent for tapes and CDs.
- ◆ A median amount of \$8 per month was spent for movie tickets.

The number-line plots below display the data. Match the plots with the items: books and magazines, tapes and CDs, and movie tickets.


Practice

4. $119 \times 47 =$ _____

5.
$$\begin{array}{r} 9,402 \\ + 7,137 \\ \hline \end{array}$$



6. $9 \overline{)5,241} \rightarrow$ _____

7. $9,487 \times 8 =$ _____